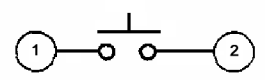
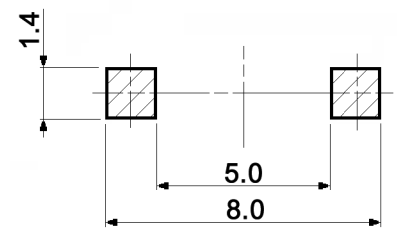


CIRCUIT DIAGRAM



P.C.B. LAYOUT

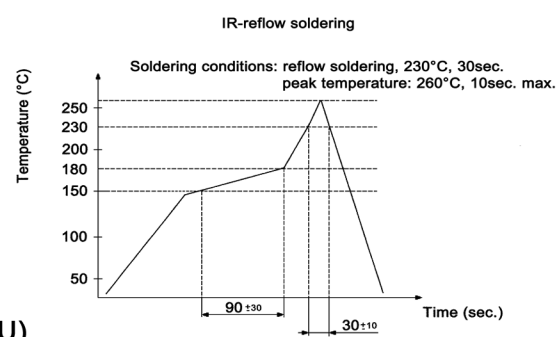


Specifications:

- Contact rating: min.: 1mA, 20mV
max.: 50mA, 32V DC
- Contact resistance: 100mOhm max.
- Insulation resistance: 100MOhm min. at 100V DC for 1 minute
- Dielectric strength: 100V AC for 1 minute
- Operating temperature: -40°C to +85°C
- Storage temperature: -55°C to +85°C
- Mechanical life: 1 000 000 cycles
- Material: Terminal: C5191, silver plated
Case: PPA, UL94HB, black
Contact plate: stainless steel, silver plated
Cover: stainless steel, washing
Stem: silicon rubber, black
- IP rating: IP67

x	Operating force
S	3.5 +/-0.9N

Soldering conditions:



Compliance: RohS III (2015/863/EU)

Tolerances: ±0.2mm	Date	Name
	05/09	dr
Appearance	07/19	dr
Travel	10/14	dr
Operating force	03/11	dr
Flammability	02/11	dr
Modifications	Date	Name

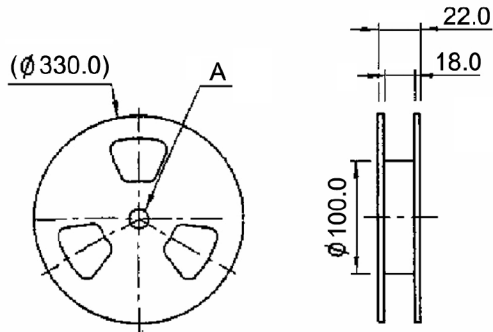
TSSE 310 x

30 18 31

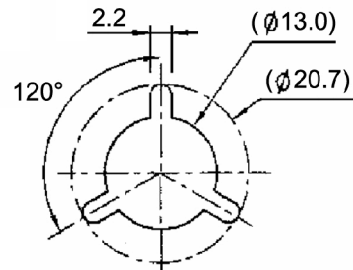
knitter-switch

Packaging:

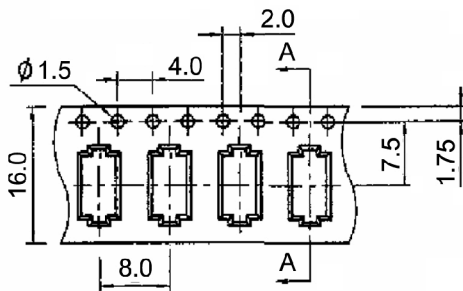
REEL



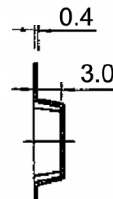
"A" DETAIL



CARRIER TAPE



A-A



COVER TAPE



Packaging unit: 2 500 pcs. / reel
 Compliance: RohS III (2015/863/EU)

Tolerances: $\pm 0.2\text{mm}$	Date	Name
	05/09	dr
Appearance	07/19	dr
Travel	10/14	dr
Operating force	03/11	dr
Flammability	02/11	dr
Modifications	Date	Name

TSSE 310 x

knitter-switch

30 18 31

Page

2/2